

Its easy at Christmas to revert to the same old crafts. Merry and bright is all about bold neon colours to make this years Christmas stand out from the crowd.

Merry and Bright



Neon Plaques

Nothing says Christmas like the words themselves. This is an easy activity that will allow creativity to flow.

The hardest part of this craft is bending the pipe cleaners into the word you want, so overall this is an easy one suited to all ages.

Instructions found at oscn.nz/files/plaques.pdf

Find the resources

Cracker Snaps can be a little hard to find. Some craft stores will carry them but your best bet is either Trademe.co.nz or Aliexpress.com
*Note: Although it is cheaper Aliexpress can have a very long shipping time so remember to note that before purchasing



Origami Decorations

Origami paper comes in many colours so these fun decorations can be made to suit our neon coloured Christmas theme.

Folding the paper/card can be difficult for younger children but with a little help they can get it. These can be a great little decoration or used to brighten up your programme as well.

Instructions found at oscn.nz/files/origamideco.pdf




Neon Christmas Crackers

A fun gift that goes bang. These crackers are easy to make with only card, embellishments and the cracker snap itself. Make them then fill them with goodies to share.

Instructions found at oscn.nz/files/crackers.pdf



Tinsel



Tinsel Jewellery

Everyone needs a bit of bling at this festive time of the year. These little creations are not only easy but make good little gifts.

This craft could be done many ways but the easiest way is by cutting small pieces of card, coating them in PVA and then adding tinsel.... simple. Then all you need to do is attach it to a necklace or earrings (or even hang them on the Christmas tree)

They are also useful to use up those little left over bits of tinsel or the old tinsel you no longer want. Instructions found at oscn.nz/files/tinseljewellery.pdf



Tinsel Trees

This is another simple activity that will make use of all that tinsel.

Make a cone from card then wrap it with tinsel, it's really that simple. It can easily be made by younger children and adapted for older children by adding the element of decorating the tree afterwards.

Instructions found at oscn.nz/files/tinseltree.pdf

Tinsel Pencil Pans

It's fun to decorate everything at Christmas so why not decorate even your pencil with these cute little pencil pals.

A small piece of card, tinsel and googly eyes is all that is needed to make these cute little guys. Let the imagination go wild and see what crazy characters you can make.

Instructions found at oscn.nz/files/tinselpals.pdf



Find the resources

Tinsel can be easily found at many discount stores quite cheap in the lead up to Christmas. If you are needing to save a few dollars you could also ask around if people have any old tinsel spare.



Something to do

OSCN Programming - Issue 9 Christmas Edition

Gift It




Infused Olive Oil

This gift not only looks good but can also be useful for the cook in the family.

We have a few variations of this one so you can get the flavour you are looking for.

Instructions found at oscn.nz/files/infusedoil.pdf



Scratch cards

Everyone likes a surprise and these little gifts are sure to brighten anyone's day. Clear tape and metallic paint is all that is needed to make the scratch panel. Then make a card with a reveal panel and you're set with an awesome custom gift. Instructions found at oscn.nz/files/scratchcards.pdf

Melt and pour soap

Soap can be a difficult process if done from scratch. This soap is much easier as the soap process is already started.

Instructions found at oscn.nz/files/meltpoursoap.pdf



Now, to wrap up these gifts, below are a few options of fun gift wrap ideas.




Tree

Wrap the gift with any paper you wish then use a bright pipe cleaner to make a tree shape to glue on the front



Rudolf

Start with a bright neon coloured paper, add a contrasting pom pom nose then draw the eyes and antlers with a pen



Wrapped


Wrap the gift with a brown paper then use bright ribbon or embellishments to wrap around the gift

Christmas Popcorn

Popcorn is a real crowd pleaser but this yummy chocolate Christmas popcorn is bound to go down a treat.

There are three main ingredients popcorn, white chocolate melts and sprinkles and it's simple to make.

Instructions found at oscn.nz/files/christmaspopcorn.pdf



Bacon Jam

This homemade bacon jam is delicious. It may be harder to make than the Christmas popcorn and may be easier to make with older children however you could do it with younger children and do some of the harder parts yourself.

Instructions found at oscn.nz/files/baconjam.pdf

This would also make a fantastic gift, add a funky label, maybe some nice twine and put it under the tree to gift on.

Shortbread Bites

Biscuits are always fun to make with kids.

These dairy free shortbread bites are easy and with a few small additions they become Christmas themed too.

Instructions found at oscn.nz/files/shortbreadbites.pdf

Make them for afternoon tea or put them in a cellophane gift bag and gift them on.

